

Kindergarten		Day 1	Day 2	Day 3
Math (15-20 min)	Number Practice 1 & 2  Lesson 8 Number bond activity	Number Practice 3 & 4  Lesson 10 Number bond activity	Number 5 & 6  Lesson 11 Number Bond Activity	
Reading (20 min)	Students will read their independent reading book for 20 minutes and answer 1-2 questions from the attached question sheet.	Students will read their independent reading book for 20 minutes and answer 1-2 questions from the attached question sheet	Students will read their independent reading book for 20 minutes and answer 1-2 questions from the attached question sheet	
Lexia (15-20 min)	Skill Builder: Beginning Sound Sort S and T page	Skill Builder: Beginning sound sort L and K page	Skill Builder: Sight word page: is, you, she, me	
Foundations (5-10 min)	Warm up packet  Write 8 three letter words using two consonants and a vowel and have your child sound them out. Be sure to use each of the five vowels every day.	Warm up packet  Write 8 three letter words using two consonants and a vowel and have your child sound them out. Be sure to use each of the five vowels every day.	Warm up packet  Write 8 three letter words using two consonants and a vowel and have your child sound them out. Be sure to use each of the five vowels every day.	
Writing (10 min)	Students will independently write on a topic of their choice.	Students can independently write on a topic of their choice.	Students can independently write on a topic of their choice.	
Social Studies (10-15 min)	Read Studies Weekly. Week 16: Which Way? Discuss each page. Complete the back.	Discuss Studies weekly week 16. Complete Label the Map and Label the Compass Rose Activity.	Discuss Studies Weekly Week 16. Complete Literacy Connection Activity.	

Kindergarten			
Day 4			
<b>Math</b> (15-20 min)	Number Practice 7 & 8  Lesson 11 (2) number bond activity	Number practice 9 & 10  Lesson 12 number bond practice	Number practice 11 & 12  Lesson 22 number bond practice
<b>Reading</b> (20 min)	Students will read their independent reading book for 20 minutes and answer 1-2 questions from the attached question sheet	Students will read their independent reading book for 20 minutes and answer 1-2 questions from the attached question sheet	Students will read their independent reading book for 20 minutes and answer 1-2 questions from the attached question sheet
<b>Lexia</b> (15-20 min)	Skill builder: sight word page: we, he, you, me, she, go	Skill builder: blending and segmenting page	Skill builder: blending and segmenting page
<b>Fundations</b> (5-10 min)	Warm up packet  Write 8 three letter words using two consonants and a vowel and have your child sound them out. Be sure to use each of the five vowels every day.	Warm up packet  Write 8 three letter words using two consonants and a vowel and have your child sound them out. Be sure to use each of the five vowels every day.	Warm up packet  Write 8 three letter words using two consonants and a vowel and have your child sound them out. Be sure to use each of the five vowels every day.
<b>Writing</b> (10 min)	Students will independently write on a topic of their choice.	Students will independently write on a topic of their choice.	Students will independently write on a topic of their choice.
<b>Social Studies</b> (10-15 min)	Read decodable reader "A compass Rose."	Review Studies weekly week 16. Do the weekly assessment.	Read Studies weekly week 17: Holidays around the world. Discuss each page. Complete the back.

Kindergarten	Day 7	Day 8	Day 9	Day 10
<b>Math</b> (15-20 min)	Number practice 13 & 14 Lesson 23 number bond practice	Number practice 15 & 16 Lesson 24 number bond practice	Number practice 17 & 18 Lesson 29 number bond practice	Number practice 19 & 20 Lesson 30 number bond practice
<b>Reading</b> (20 min)	Students will read their independent reading book for 20 minutes and answer 1-2 questions from the attached question sheet	Students will read their independent reading book for 20 minutes and answer 1-2 questions from the attached question sheet	Students will read their independent reading book for 20 minutes and answer 1-2 questions from the attached question sheet	Students will read their independent reading book for 20 minutes and answer 1-2 questions from the attached question sheet
<b>Lexia</b> (15-20 min)	Skill builder: CVC match	Skill builder: cvc match	Skill builder: comprehension picture stories	Skill builder: comprehension picture stories
<b>Fundations</b> (5-10 min)	Warm up packet  Write 8 three letter words using two consonants and a vowel and have your child sound them out. Be sure to use each of the five vowels every day.	Warm up packet  Write 8 three letter words using two consonants and a vowel and have your child sound them out. Be sure to use each of the five vowels every day.	Warm up packet  Write 8 three letter words using two consonants and a vowel and have your child sound them out. Be sure to use each of the five vowels every day.	Warm up packet  Write 8 three letter words using two consonants and a vowel and have your child sound them out. Be sure to use each of the five vowels every day.
<b>Writing</b> (10 min)	Students will independently write on a topic of their choice.	Students can independently write on a topic of their choice.	Students can independently write on a topic of their choice.	Students can independently write on a topic of their choice.
<b>Social Studies</b> (10-15 min)	Review studies weekly week 17. Matching Activity	Review Studies Weekly week 17. Complete Literacy Connection	Read Decodable Reader: Winter Holidays. Complete activities in back of book.	Review Studies weekly week 17. Do weekly assessment.
<b>Optional Resources:</b> If you have internet access and a device at home, we strongly encourage the usage of the following resources below.  Students can access these links using the Ansonia school page and clicking on Clever. <a href="http://www.ansonia.org">www.ansonia.org</a>				

**Passwords were sent home. Please contact your teacher if you need it again.**

[albanone@ansonida.org](mailto:albanone@ansonida.org)  
[smthmaker@ansonida.org](mailto:smthmaker@ansonida.org)  
[ecacosta@ansonida.org](mailto:ecacosta@ansonida.org)

**IXL and Lexia**

	Day 1	Day 2	Day 3	Day 4
PE	<b>Flexible Alphabet</b> Can you make your body look like every letter in the alphabet? Stretch using your whole body to make different letter and shapes.	<b>Play Simon Says</b> Someone is "Simon" and everyone else has to do what Simon says, but only when he/she says "Simon says" first.	<b>Dance Party</b> Put your favorite song on and make up a dance or fitness routine!	<b>Stretching and Strength</b> Teach your family some of the stretches we do in the gym. Hold each stretch for 15 seconds. Show your family how we exercise our muscles. Teach them a muscle name.
Life Skills				
Art	<b>Complete the Piat Mondrian Activity for Week One</b>			
Music	Have an adult help you find a song without words and listen to it. While you listen, draw a "Musical Masterpiece" of what the music makes you think of. You might need to listen more than one time in order to complete your picture. Make sure to write down the name and artist of the song!	<b>Do two Go Noodles by visiting</b>	<b>Complete "Hear the Beat" worksheet</b>	<b>Complete "String Instruments Worksheet 2b"</b>

<b>Technology</b> - Go to <a href="http://www.alabama.org">www.alabama.org</a> - Click on Schools-> Prendergast - Click on "Mrs. Ekstrand's Tech Corner" on left or the computer image on the right.	- Play Keyboard Zoo - Play on Starfall for 10 min.	- Play Typing Rocket 2 times - Play one activity on ABCya.	- Play Keyboard Zoo - Play on PBS kids for 10 min.	- Play Typing Rocket 2 times - Play on Starfall for 10 min.
SLP				
Social Worker/Guidance				

	Day 5	Day 6	Day 7	Day 8
PE	<b>Play Catch</b> Grab any kind of ball or item (like a balled sock) and play catch with a family member. Keep your eyes on the ball and catch it with your hands not your body.	Pretend to: Sit in a chair for 10 seconds Shoot a basketball 10x Ride a horse for 10 seconds Jump like a frog 10 seconds Lift a car 10x Rest and Repeat 2x	<b>Crabby Clean Up</b> Tidy up while walking like a crab! Carry items on your belly across the room to put them away.	<b>Between the Knees</b> Gather objects of varying size. Starting with the largest try walking around your house keeping the object between your knees.
Life Skills				
Art		Complete the Mondrian Flower Activity for Week 2		
Music	Do two Go Noodles by visiting	Complete "Percussion Instruments Worksheet 2"	Visit and explore the New York Philharmonic Orchestra's website	Do two Go Noodles by visiting








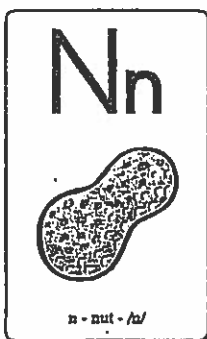
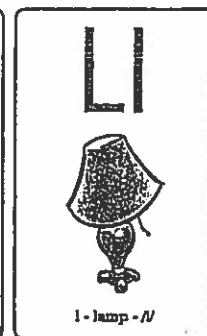

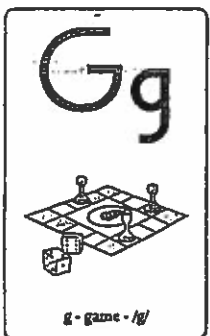






			and learn about the different instruments of the orchestra!	
Technology	<ul style="list-style-type: none"> <li>- Play Keyboard Zoo</li> <li>- Play one activity on ABCya.</li> </ul>	<ul style="list-style-type: none"> <li>- Play Typing Rocket 2 times</li> <li>- Play on PBS kids for 10 min.</li> </ul>	<ul style="list-style-type: none"> <li>- Play Keyboard Zoo</li> <li>- Play on Starfall for 10 min.</li> </ul>	<ul style="list-style-type: none"> <li>- Play Typing Rocket 2 times.</li> <li>- Play one activity on ABCya.</li> </ul>
SLP				
Social Worker/Guidance				

	Day 9	Day 10
PE	<p>Complete 25 of the following:</p> <ul style="list-style-type: none"> <li>Skip</li> <li>Jump (land on 2 feet)</li> <li>Side-Slides</li> <li>Hop (land on 1 foot)</li> </ul>	<p>Wild Arms</p> <p>10 Arm Circles front &amp; back</p> <p>10 Forward punches</p> <p>10 Raise the Roofs</p> <p>Repeat 3x</p>
Life Skills		
Art		
Music	<p>Visit <a href="https://www.broomexperiments.com/Song-Maker">https://www.broomexperiments.com/Song-Maker</a> and make your own song by creating pictures and patterns using a colorful grid. When you finish a song you like, have an adult help you save it, copy the link, and send it to Mr. Hudson on ClassDojo!</p>	<p>Complete the "Sounds of Music" and "Percussion Instruments Worksheet 3" worksheets</p>
Technology	<ul style="list-style-type: none"> <li>- Play Typing Rocket 2 times</li> <li>- Play on PBS kids for 10 min.</li> </ul>	<ul style="list-style-type: none"> <li>- Play Keyboard Zoo</li> <li>- Play on Starfall for 10 min.</li> </ul>
SLP		
Social Worker/Guidance		

# Fundations Warm Up Packet

★ Practice every day!







# Foundations Practice every Day \* Important!



Help Your Child Spell Words

3-5 a day

UNIT  
3

WEEKS 3-6

Your child can now spell some words!  
Now rather than making and reading words, you will say the word to your child and have him or her spell it.

Use the list on the right for words.

- Say the word
- Break up the sounds  
(ex: c - a - t)
- Have them write the word, letter-by-letter.

★ Try to do at least 3 words a day, using various vowels in the middle.

mad	sad	lad
map	nap	lap
sat	fat	mat
sit	lid	fit
sip	lip	big
bed	dog	pot
jog	hug	tug
dip	mug	sub
wig	yes	fun
red	pup	fog
lot	hut	rib
let	gap	dug
dig	net	pen
vet	wax	led
lit	pig	kit
job	did	zap
rub	pal	fox
nut	gas	him
bus	web	yet
fix	dip	zip



Say the word + have your child tell you the last sound



**Help Your Child Recognize Sounds at the Ending of Words**

3-5

a day

UNIT  
**3**

WEEK 1

A word's **ending** sound is much more difficult for your child to hear. You will need to pronounce the words very carefully. This is another activity where you can give mini-rewards and then count responses.

### Picture Book Activity

You can use a picture book and ask for the ending sound on the name of the picture (rather than the beginning sound). For example: for the word **dog**, the sound /g/ is the answer.

### Word Play Activity

Say the word. Ask your child to repeat the word and tell you what sound was at the end of the word (one piece of cereal) and if possible what letter makes that sound (another piece of cereal).

You can do this activity several times. Mix up the words or just do a few at a time.

Word	What sound?	What letter?
chin	/n/	n
farm	/m/	m
map	/p/	p
heart	/t/	t
band	/d/	d
bark	/k/	k
bus	/s/	s
hill	/l/	l
rag	/g/	g
tap	/p/	p
grass	/s/	s
hit	/t/	t
rob	/b/	b
fluff	/f/	f
mom	/m/	m
ran	/n/	n
hop	/p/	p
whiz	/z/	z

Foundations warm up Practice every Day



Say the word & have your child segment. cat = /c/ /a/ /t/



## Help Your Child Make Words by Blending Sounds

3-5 per day

Now that your child recognizes both upper and lower-case letters and the sound that each letter makes, we can **blend** some of those sounds to make words.

**Tapping the sounds helps!** Have your child say each sound of a word while tapping a finger to the thumb.

*Example:*

For the word **mad**, have your child say the sound /m/ while touching index finger to thumb; then say the sound /ā/ while touching middle finger to thumb; then say the sound /d/ while touching finger to thumb; and then finally say the entire word "mad."

On Monday and Tuesday, have your child find the letters to make three words using the letters you have cut up and stored in a baggie.

On the next page you will write a word from the following list (without saying it). Have your child find the cut up letters and put them onto the blank squares.

After the letters are placed to form the word, say, "Now let's tap out to see what word you made!" Sound tap and read the word together.

### Week 1

bug	hip	ten
hot	rag	gum

### Week 2

nut	leg	pat
jog	kit	fun

### Week 3

beg	met	pet
sob	dot	tub

### Week 4

cup	tax	sun
hug	mix	rip

### Week 5

bib	cub	fit
dig	cab	pig

### Week 6

zap	rub	pal
gas	him	tug

Foundations Warm Up Practice every Day



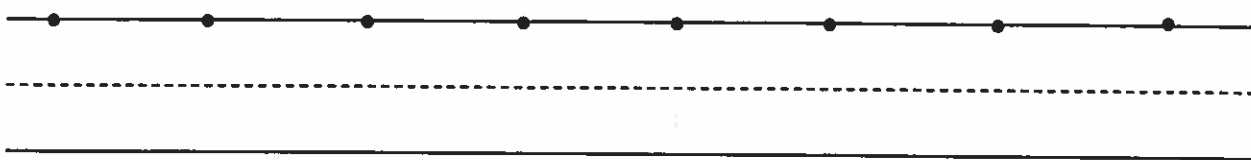
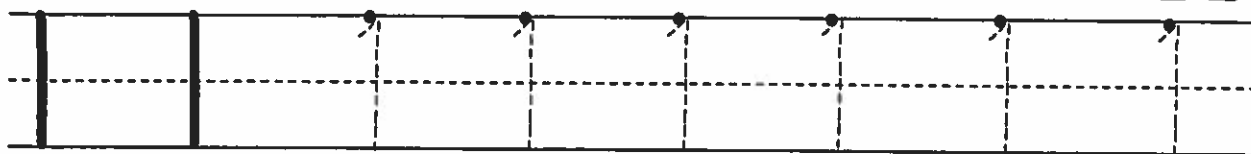


Name \_\_\_\_\_ Date Day 1

# Numbers Practice




Trace and write the number.




Color the number word.

one

Show the number on the ten frame.



Color 1 star.





Name \_\_\_\_\_

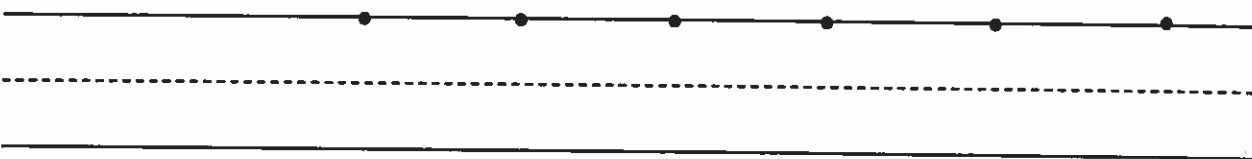
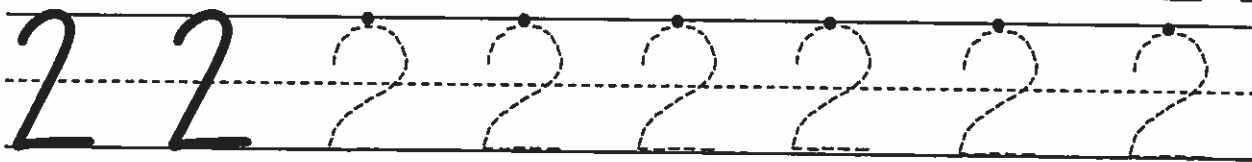
Date \_\_\_\_\_

Day 1

# Numbers Practice




Trace and write the number.



Color the number word.

two

Show the number on the ten frame.



Color 2 stars.



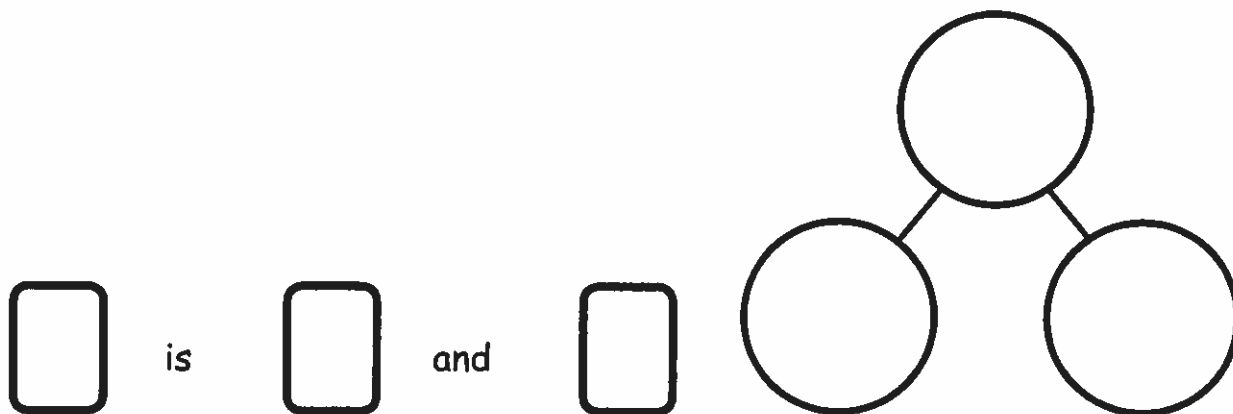


Day 1

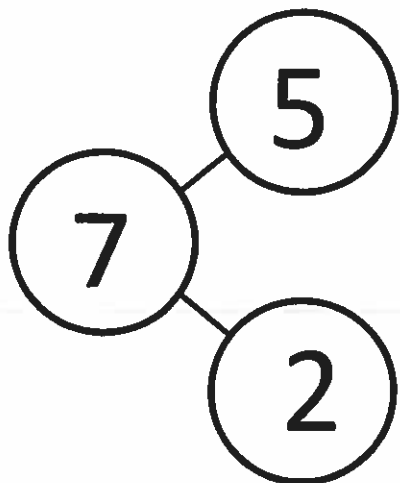
Name \_\_\_\_\_

Date \_\_\_\_\_

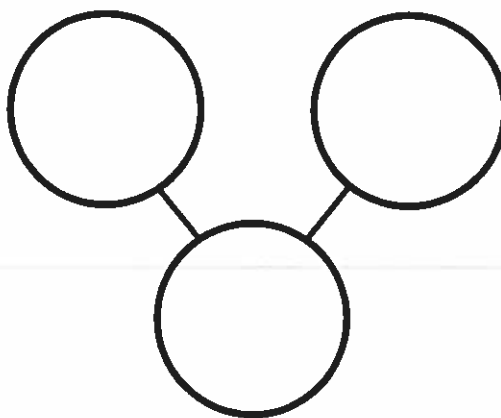
Draw a set of 4 circles and 3 triangles. How many shapes do you have?  
Fill in the number sentence and number bond.



The squares represent cube sticks. Color the cubes to match the number bond.



Color some cubes red and the rest blue. Fill out the number bond to match.




On the back of your paper, draw a set of 7 squares and circles. Make a number bond, and fill it in. Now, write a number sentence like the sentence above that tells about your set.







Cut out the pictures at the bottom of the page. Then, glue each picture onto the letter that makes the sound you hear at the beginning of the word.



SAW, TENT; 1. soap, 2. turtle, 3. tiger, 4. sun, 5. ten, 6. seal

★ Trace each letter with your finger and say the sound it makes.





Name: \_\_\_\_\_

Date: \_\_\_\_\_

Day 1



WEEKS 5-6

## Fundations® Make Words Activity

Write a word from your list here.

Have your child find and place letters here. Then tap and read the word.

--	--	--

--	--	--

--	--	--

--	--	--

--	--	--

--	--	--

--	--	--

--	--	--



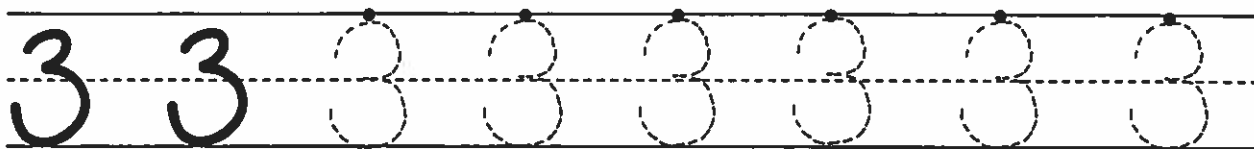
Name \_\_\_\_\_

Date Day 2



# Numbers Practice

Trace and write the number.



Color the number word.

three

Show the number on the ten frame.


Color 3 stars.








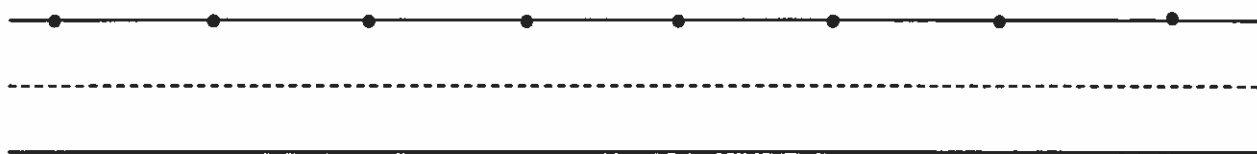
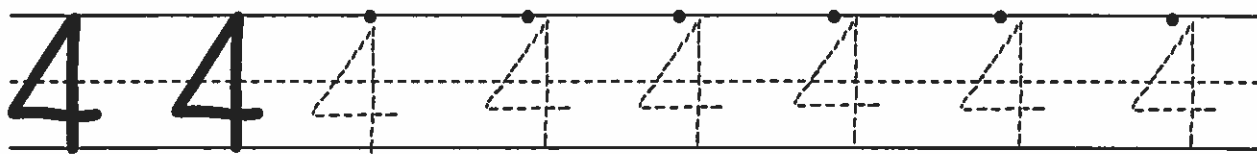
Name \_\_\_\_\_

Date Day 2



# Numbers Practice

Trace and write the number.



Color the number word.

four

Show the number on the ten frame.


Color 4 stars.





Name \_\_\_\_\_

Date \_\_\_\_\_

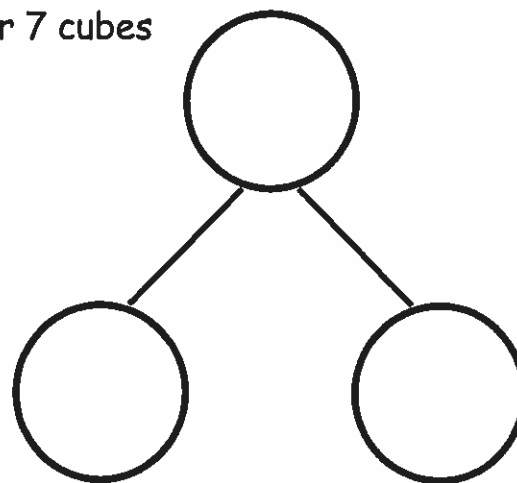
These squares below represent cubes. Color 7 cubes green and 1 blue. Fill in the number bond.



is



and



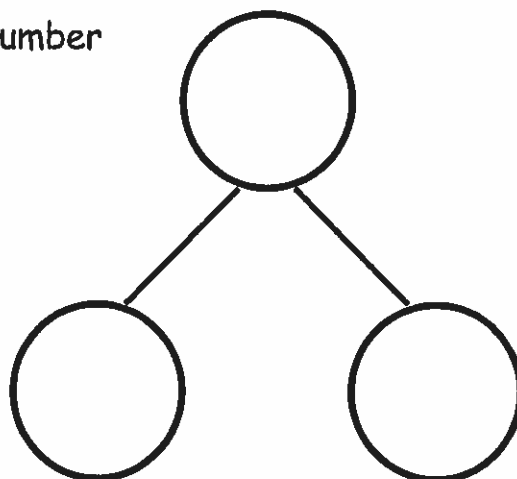
Color 6 cubes green and 2 blue. Fill in the number bond.



is



and



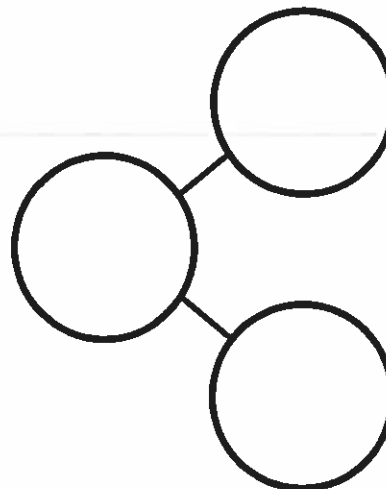
Color some cubes green and the rest blue. Fill in the number bond.



is




and








Cut out the pictures at the bottom of the page. Then, glue each picture onto the letter that makes the sound you hear at the beginning of the word.



LION, KANGAROO; 1. lips, 2. lock, 3. key, 4. lamp, 5. kite, 6. king

★ Trace each letter with your finger and say the sound it makes.







Name: \_\_\_\_\_

Date: \_\_\_\_\_

# Day 2

UNIT  
**3**

WEEKS 5-6

## Fundations® Make Words Activity

Write a word from your list here.

Have your child find and place letters here. Then tap and read the word.

--	--	--

--	--	--

--	--	--

--	--	--

--	--	--

--	--	--

--	--	--

--	--	--



Name: \_\_\_\_\_

Label the map.

Pacific  
Ocean


Atlantic  
Ocean



Use the word bank to label the compass rose.

north  
south

east  
west





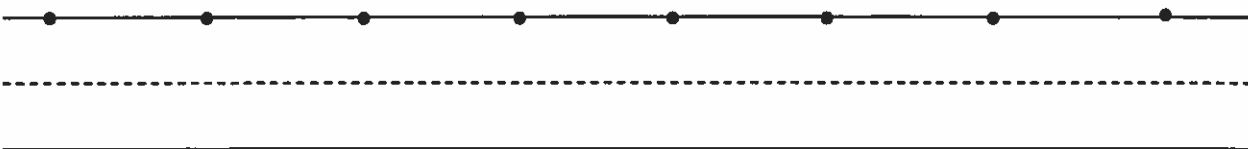
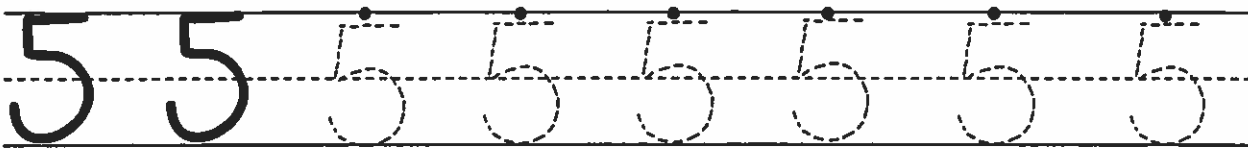
Name \_\_\_\_\_

Date Day 3



# Numbers Practice


Trace and write the number.



Color the number word.

five

Show the number on the ten frame.



Color 5 stars.





Name \_\_\_\_\_

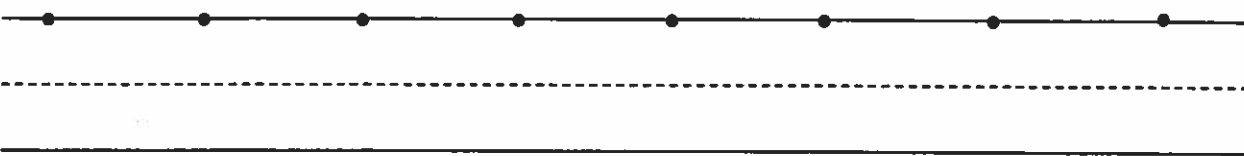
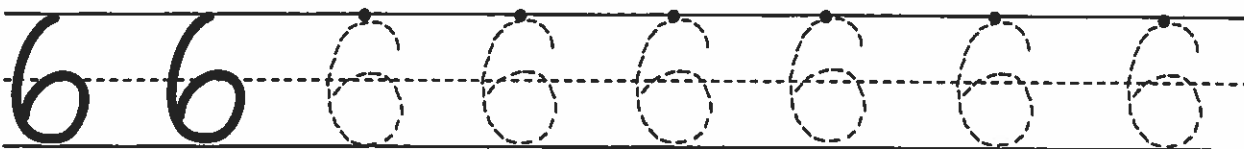
Date \_\_\_\_\_

Day 3

# Numbers Practice




Trace and write the number.



Color the number word.

six

Show the number on the ten frame.



Color 6 stars.



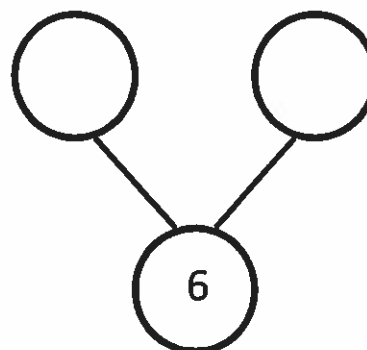




Name \_\_\_\_\_

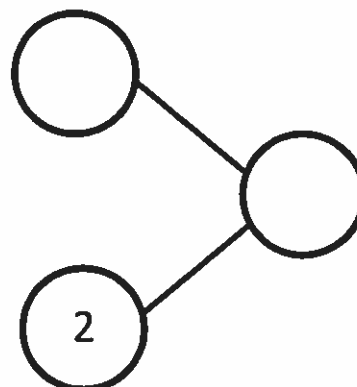
Date \_\_\_\_\_

These squares represent cubes. Color 5 cubes green and 1 blue. Fill in the number bond.



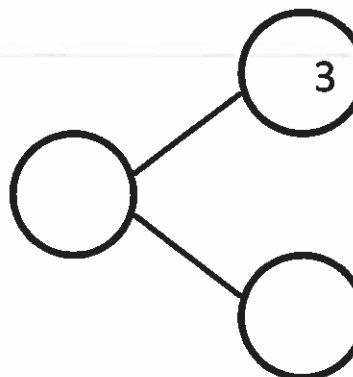
is  and

Color 5 cubes green and 2 blue. Fill in the number bond.



is  and

Color 4 cubes green and 3 blue. Fill in the number bond.



is  and



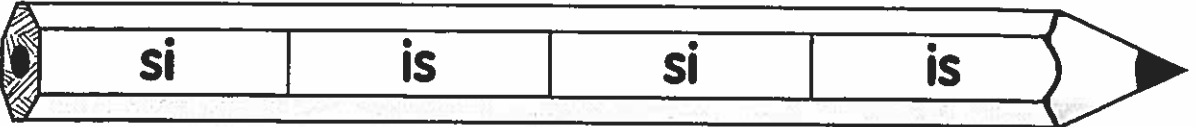
Name: \_\_\_\_\_

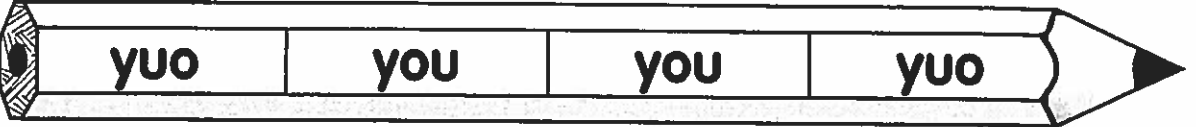
Day 3


Fluency  
Sight Words 1

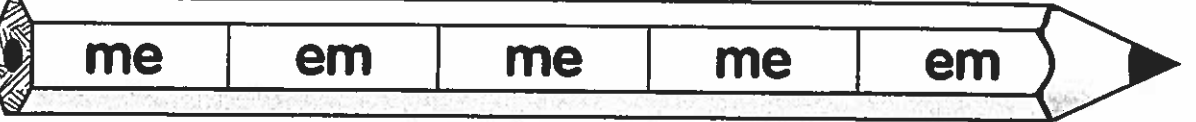


Circle or  the spaces where the word in the box is spelled correctly.

1 **is**  si is si is

2 **you**  yuo you you yuo

3 **she**  hse she she esh she

4 **me**  me em me me em

Practice writing the sight words below.

5 is is

6 you you

7 she she

8 me me

★ Read these words to a partner. Then, use each one in a sentence.



Name: \_\_\_\_\_

Date: \_\_\_\_\_

Day 3



WEEKS 5-6

## Fundations® Make Words Activity

Write a word from your list here.

Have your child find and place letters here. Then tap and read the word.

--	--	--

--	--	--

--	--	--

--	--	--

--	--	--

--	--	--

--	--	--

--	--	--

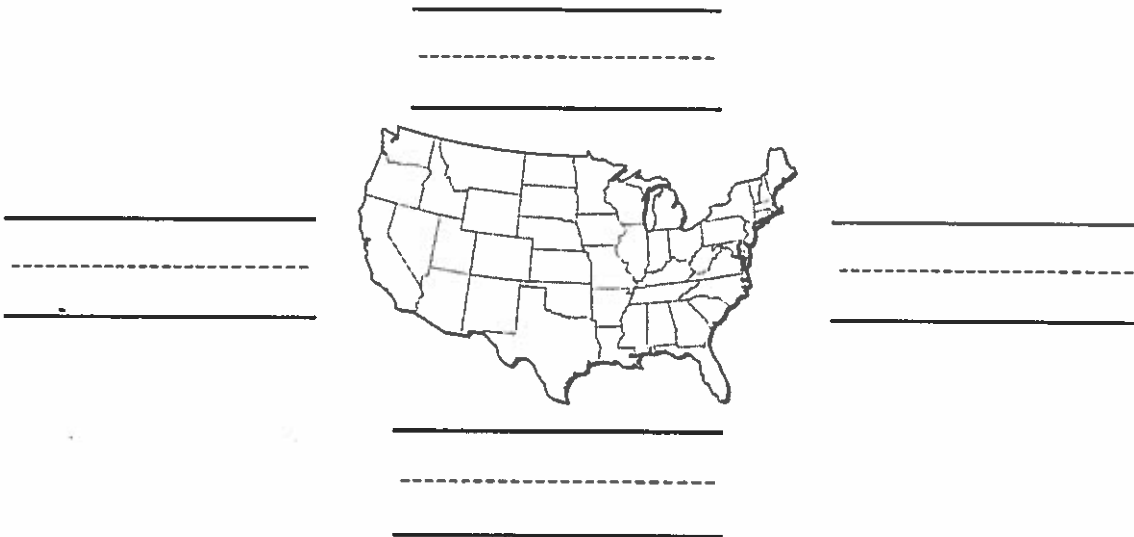


Name: \_\_\_\_\_

## Weekly Literacy Connection

Label the map of the United States of America with cardinal directions. Then, color your state.

1.                      north   south   east   west



Use the words to complete the sentences.

water   have

2. Most of Earth is covered by \_\_\_\_\_.

3. Most maps \_\_\_\_\_ a compass rose.

Write the answer on the line.

4. The largest ocean  
is called the

\_\_\_\_\_  
\_\_\_\_\_  
\_\_\_\_\_.





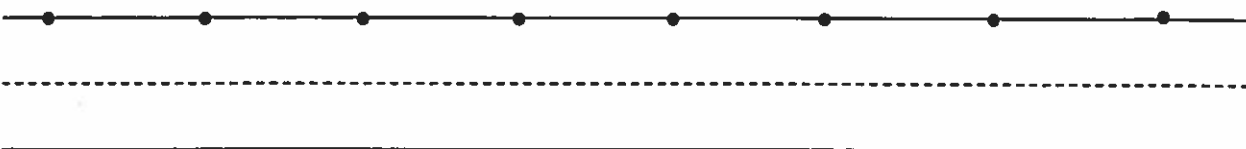
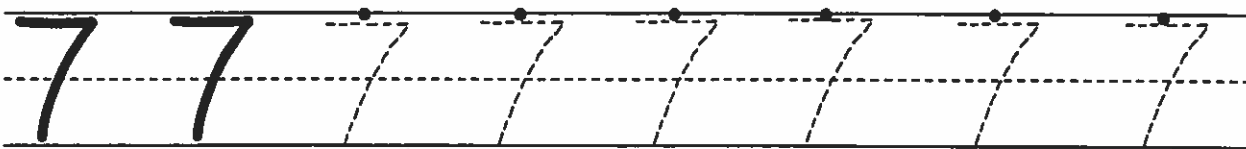
Name \_\_\_\_\_

Date Day 4



# Numbers Practice

Trace and write the number.




Color the number word.

# seven

Show the number on the ten frame.


Color 7 stars.






Name \_\_\_\_\_

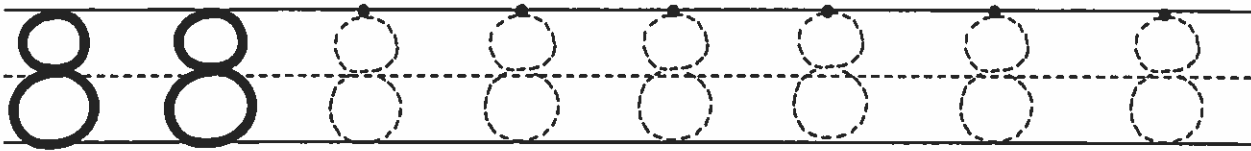
Date \_\_\_\_\_

Day 4



# Numbers Practice

Trace and write the number.




Color the number word.

# eight

Show the number on the ten frame.


Color 8 stars.



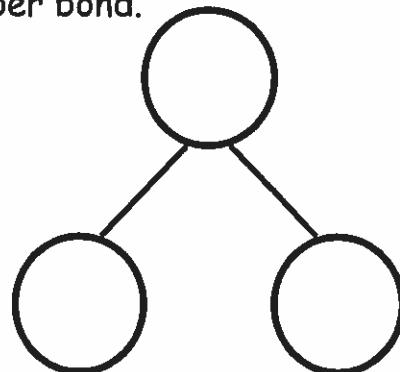


Day 4

Color 4 cubes green and 4 blue. Fill in the number bond.



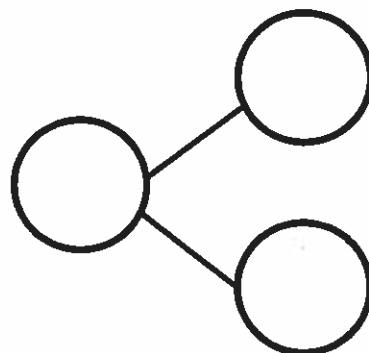
is  and



Color 3 cubes green and 5 blue. Fill in the number bond.



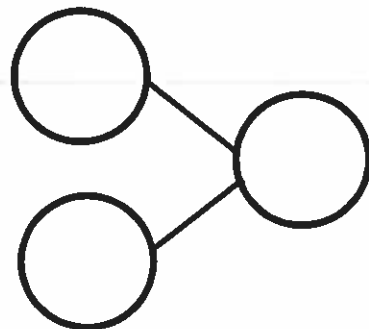
is  and



Color 2 cubes green and 6 blue. Fill in the number bond.



is  and











Name: \_\_\_\_\_

Date: \_\_\_\_\_

Day 4



WEEKS 5-6

## Foundations® Make Words Activity

Write a word from your list here.

Have your child find and place letters here. Then tap and read the word.

--	--	--

--	--	--

--	--	--

--	--	--

--	--	--

--	--	--

--	--	--

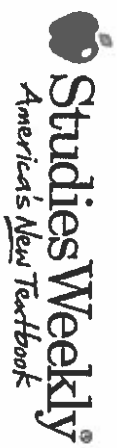
--	--	--



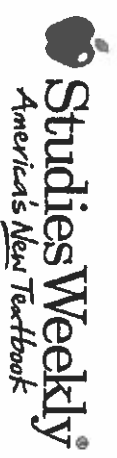

Day 4

This Book Belongs to

I Can Use It!



[www.studiesweekly.com/online](http://www.studiesweekly.com/online)

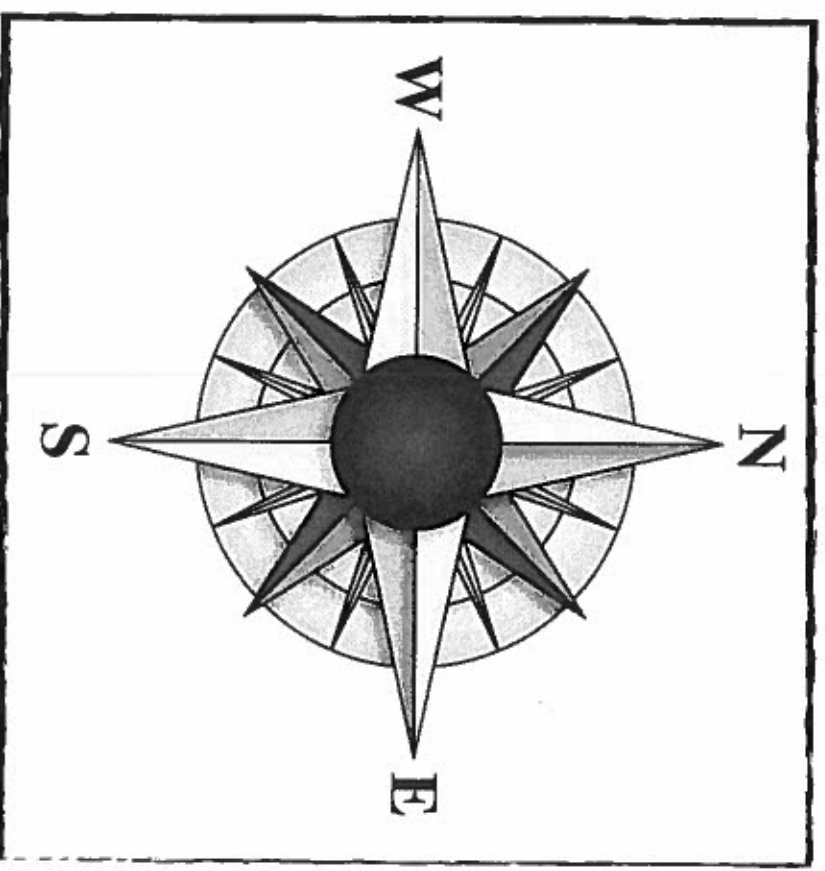


[www.studiesweekly.com/online](http://www.studiesweekly.com/online)




# I Can Use It!

*By Stephanie Mahler*



I can go n \_ \_ \_ \_ .





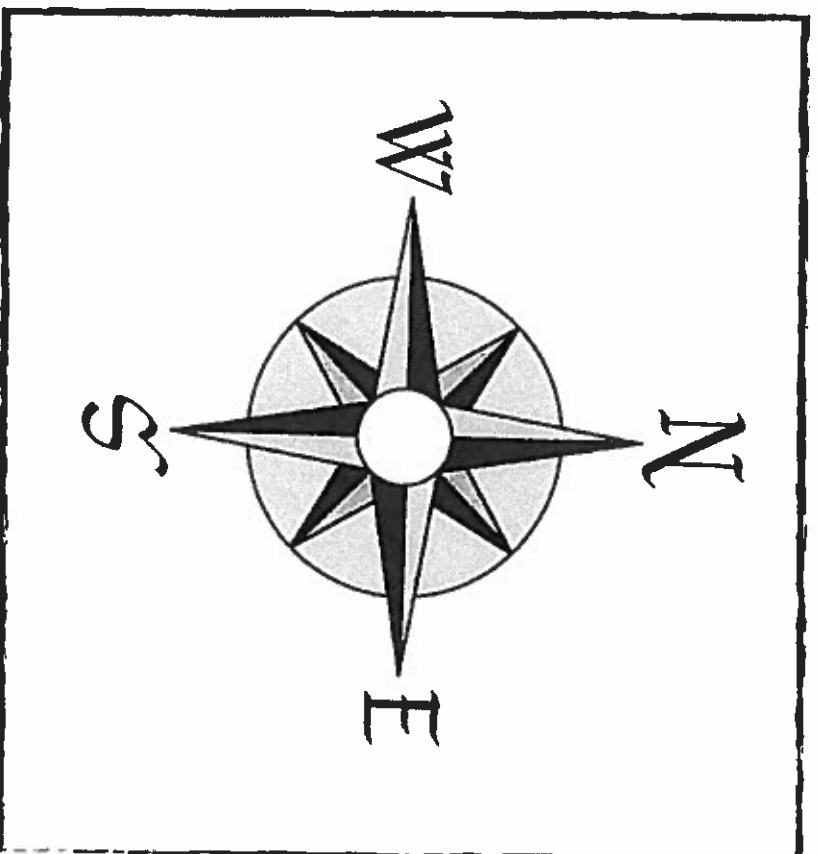
I can go e \_ \_ \_ .



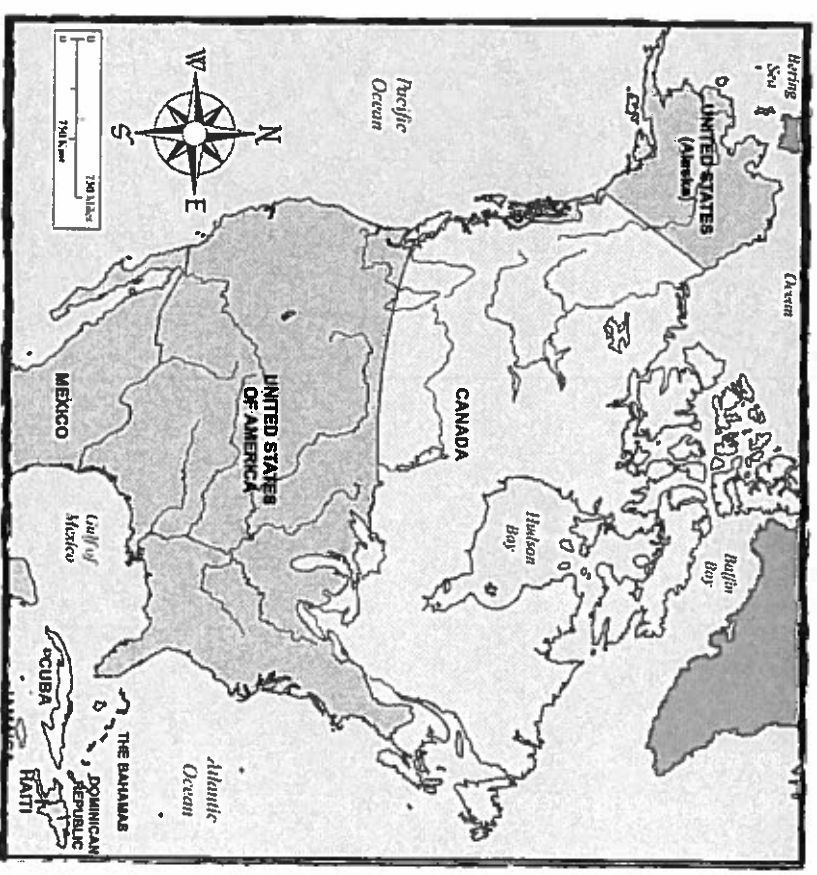
I can go s \_ \_ \_ .







I can go W \_\_\_\_\_. .



I can use a compass rose on a map!





I can use a compass rose  
on a globe!

## Glossary

**compass rose** – a diagram on a map to show north, south, east and west  
**globe** – a model of the Earth, shaped like a ball

## Activities

1. Look at the lines on Pages 2, 3, 4 and 5. Fill in the missing letters to make the words **north**, **east**, **south** and **west**.
2. Draw a line under the phrase **I can** everywhere you see it in the book. How many times did you see **I can**? Write your answer on the line below.

- 
3. Show a friend or your teacher that you know the directions **north**, **south**, **east** and **west**. Say the words and point to the directions on the map on Page 6.



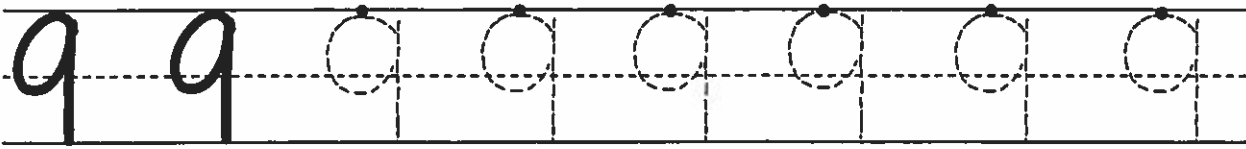
Name \_\_\_\_\_

Date Day 5



# Numbers Practice

Trace and write the number.



Color the number word.

nine

Show the number on the ten frame.


Color 9 stars.





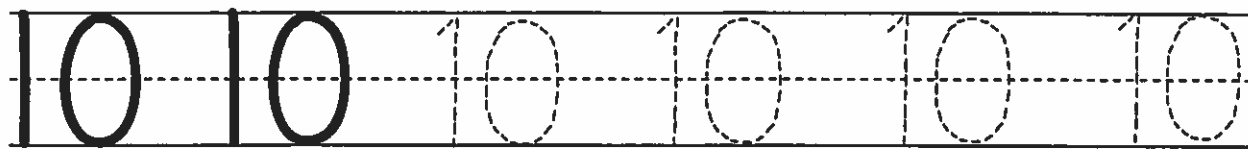
Name \_\_\_\_\_

Date Day 5



# Numbers Practice

Trace and write the number.




Blank three-line grid for writing practice.

Color the number word.

ten

Show the number on the ten frame.


Color 10 stars.







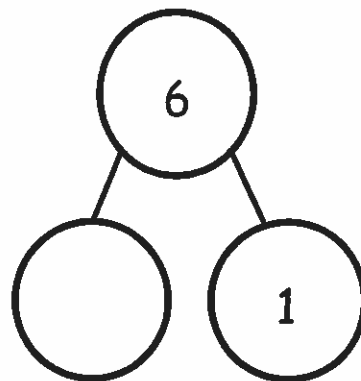
Name \_\_\_\_\_

Date \_\_\_\_\_

Fill in the number bond to match the squares.



6 is    and 1 more

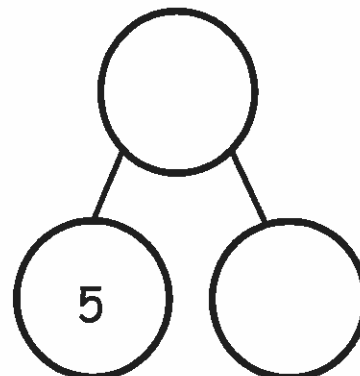


Color 5 squares blue in the first row.

Color 2 squares red in the second row.



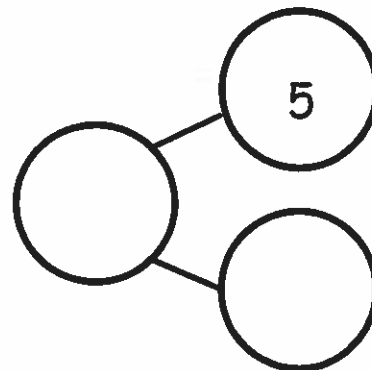
   is 5 and    more



Color 8 squares. Complete the number bond and sentence.



   is 5 and    more



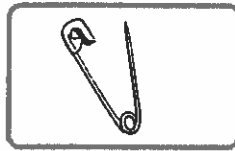


Name: \_\_\_\_\_

# Day 5



Look at each picture. Count the sounds in the word. Then, circle the number that shows the number of sounds.




1
2
3
4

1
2
3
4

1
2
3
4

Cut out the pieces below. Glue them in the boxes to match the picture at the top. Then, say each sound in the word as you touch each puzzle piece.

★ Listen as your teacher reads these words to you and tap out the sounds you hear: *block, leg, day*.



single-syllable spoken words.  
Supporting Standards: RF.K.2d  
Reproduction rights for Ansonia Public Schools for use until July 16, 2019.  
Printed by Rebecca Martin.  
This material is a component of Lexia Reading® www.lexialearning.com  
© 2019 Lexia Learning Systems LLC



Name: \_\_\_\_\_

Date: \_\_\_\_\_

Day 5



WEEKS 5-6

## Foundations® Make Words Activity

Write a word from your list here.

Have your child find and place letters here. Then tap and read the word.

--	--	--

--	--	--

--	--	--

--	--	--

--	--	--

--	--	--

--	--	--

--	--	--



Name: \_\_\_\_\_

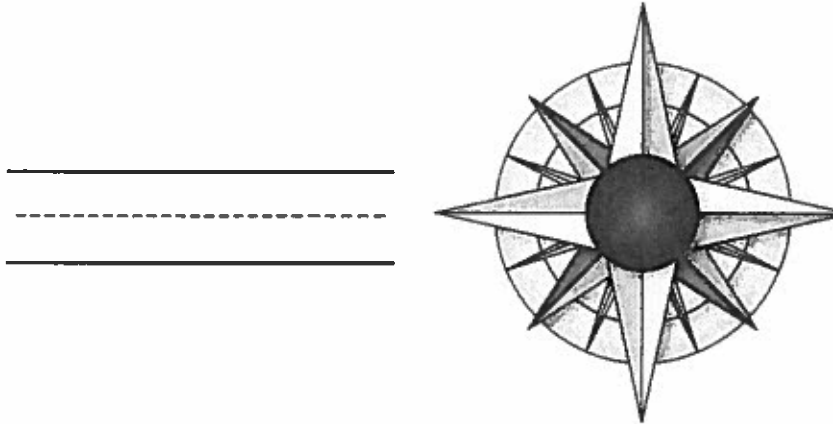
**Write the cardinal directions on the lines. Use the word bank.**

1.

\_\_\_\_\_  
\_\_\_\_\_  
\_\_\_\_\_

north  
south

east  
west



\_\_\_\_\_  
\_\_\_\_\_  
\_\_\_\_\_

\_\_\_\_\_  
\_\_\_\_\_  
\_\_\_\_\_

\_\_\_\_\_  
\_\_\_\_\_  
\_\_\_\_\_

**Fill in the circle next to the best answer.**

2. North, south, east and west are the \_\_\_\_\_.

- Ⓐ cardinal directions
- Ⓑ country directions

3. \_\_\_\_\_ are bodies of water.

- Ⓐ Arms, legs and toes
- Ⓑ Oceans, lakes and rivers

**Write your answer on the line.**

4. Does Earth  
have more  
water or land?

\_\_\_\_\_  
\_\_\_\_\_  
\_\_\_\_\_





Name \_\_\_\_\_

Date Day 10

# Numbers Practice



Trace and write the number.

1	1	1	1	1	1	1	1	1	1
---	---	---	---	---	---	---	---	---	---

--	--	--	--	--	--	--	--	--	--

Color the number word.

# eleven

Show the number on the ten frame.



Color 11 circles.

○	○	○	○
○	○	○	○
○	○	○	○
○	○	○	○
○	○	○	○

Latoya Reed 2013



Name \_\_\_\_\_

Date Day 10

# Numbers Practice



Trace and write the number.

12 12 12 12 12 12

\_\_\_\_\_

\_\_\_\_\_

\_\_\_\_\_

Color the number word.

twelve

Show the number on the ten frame.



Color 12 circles.

○	○	○	○
○	○	○	○
○	○	○	○
○	○	○	○
○	○	○	○

Latoya Reed 2013

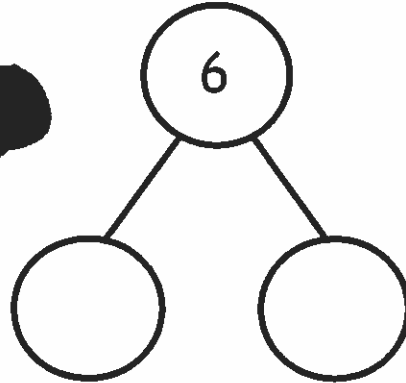


Fill in the number sentences and the number bonds.


Take away 3 hats.



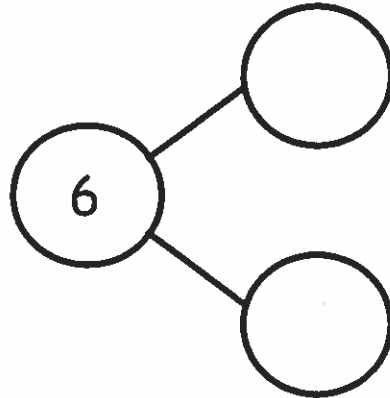
$$\boxed{6} - \boxed{\phantom{00}} = \boxed{\phantom{00}}$$



Take away 4 cubes.

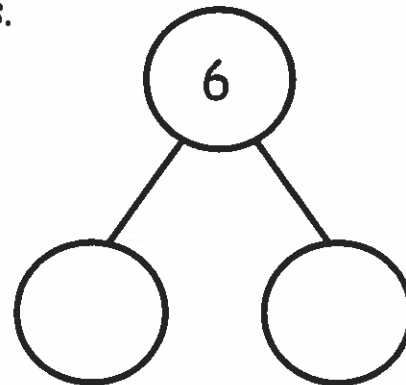


$$\boxed{6} - \boxed{\phantom{00}} = \boxed{\phantom{00}}$$



Draw 6 circles in a 5-group. Take away 2 circles.

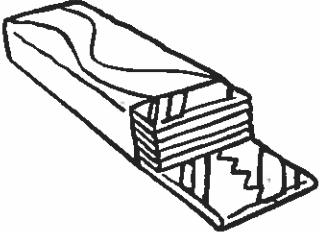
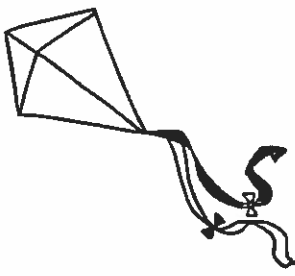

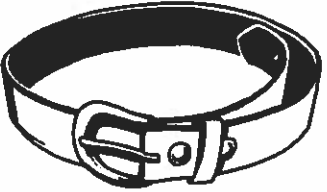
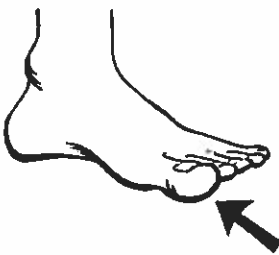







$$\boxed{\phantom{00}} - \boxed{\phantom{00}} = \boxed{\phantom{00}}$$







Say each word and tap a dot for each sound you hear. Then, mark the number of sounds you heard.

<p>1</p>  <p>1 2 3 4</p>	<p>2</p>  <p>1 2 3 4</p>	<p>3</p>  <p>1 2 3 4</p>
<p>4</p>  <p>1 2 3 4</p>	<p>5</p>  <p>1 2 3 4</p>	<p>6</p>  <p>1 2 3 4</p>
<p>7</p>  <p>1 2 3 4</p>	<p>8</p>  <p>1 2 3 4</p>	<p>9</p>  <p>1 2 3 4</p>
<p>10</p>  <p>1 2 3 4</p>	<p>11</p>  <p>1 2 3 4</p>	<p>12</p>  <p>1 2 3 4</p>

1. gum, 2. kite, 3. bed, 4. belt, 5. toe, 6. tent, 7. nest, 8. net, 9. bell, 10. bike, 11. bread, 12. clock

★ Listen as your teacher reads these words to you and tap out the sounds you hear: *stripe, splash, crust, street.*





Name: \_\_\_\_\_

Date: \_\_\_\_\_

Day 6



WEEKS 5-6

## Foundations® Make Words Activity

Write a word from your list here.

Have your child find and place letters here. Then tap and read the word.

--	--	--

--	--	--

--	--	--

--	--	--

--	--	--

--	--	--

--	--	--

--	--	--



Name \_\_\_\_\_

Date Day 7

# Numbers Practice



Trace and write the number.

13 13 13 13 13 13


Color the number word.

# thirteen

Show the number on the ten frame.



Color 13 circles.



Latoya Reed 2013



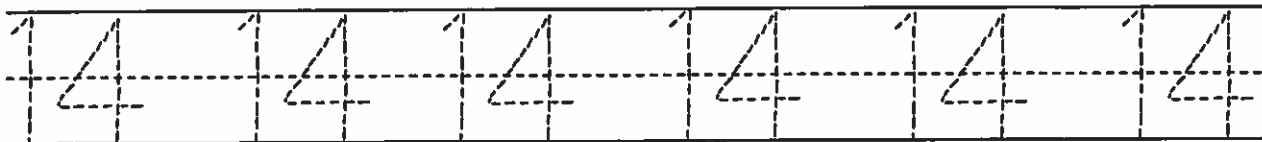
Name \_\_\_\_\_

Date Day 1

# Numbers Practice



Trace and write the number.




Color the number word.

# fourteen

Show the number on the ten frame.



Color 14 circles.



Latoya Reed 2013

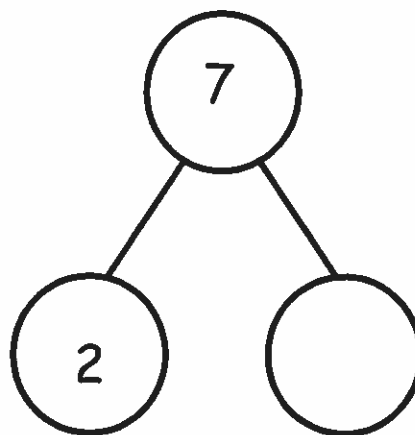


Day 7

Draw and fill in the number bond and number sentence.

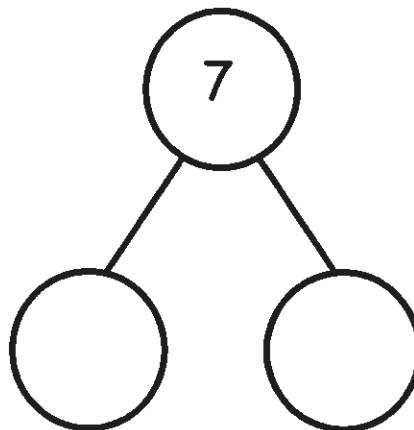
Draw 7 dots. Cross out 2 dots.

$$\boxed{7} - \boxed{2} = \boxed{\phantom{00}}$$



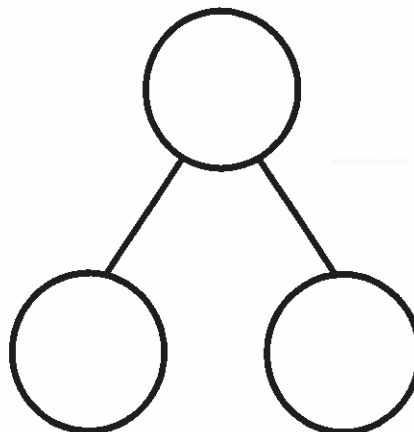
Draw 7 dots in a 5-group. Cross out 3 dots.

$$\boxed{7} - \boxed{\phantom{00}} = \boxed{\phantom{00}}$$



Draw 7 dots in a 5-group. Cross out 4 dots.

$$\boxed{\phantom{00}} - \boxed{\phantom{00}} = \boxed{\phantom{00}}$$







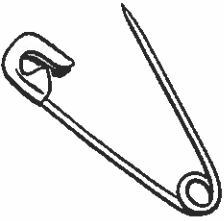





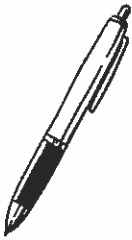

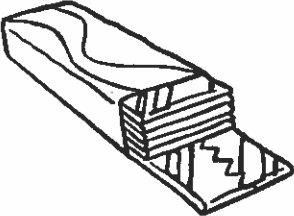

Name: \_\_\_\_\_

# Day 7

Phonics  
Picture-Word Match 1



Circle the word that matches the picture. Then, trace the word you circled.

1 	<p>pin</p> <p>pet</p>	2 	<p>rug</p> <p>rat</p>
3 	<p>bed</p> <p>bug</p>	4 	<p>pig</p> <p>pot</p>
5 	<p>log</p> <p>lip</p>	6 	<p>sip</p> <p>sun</p>
7 	<p>pen</p> <p>pit</p>	8 	<p>nap</p> <p>net</p>
9 	<p>gum</p> <p>got</p>	10 	<p>mop</p> <p>mug</p>

★ Practice writing the words you circled on a separate piece of paper.



Name: \_\_\_\_\_

Date: \_\_\_\_\_

Day 7



WEEKS 5-6

## Fundations® Make Words Activity

Write a word from your list here.

Have your child find and place letters here. Then tap and read the word.

--	--	--

--	--	--

--	--	--

--	--	--

--	--	--

--	--	--

--	--	--

--	--	--



Name: \_\_\_\_\_

Match the picture with the celebration.


---



**Diwali**



**Birthday**



**Christmas**



**Hanukkah**



Name \_\_\_\_\_

Date Day 8

# Numbers Practice



Trace and write the number.

15 15 15 15 15 15


Color the number word.

# fifteen

Show the number on the ten frame.



Color 15 circles.



Latoya Reed 2013





Name \_\_\_\_\_

Date Day 8

# Numbers Practice



Trace and write the number.

16 16 16 16 16 16

Blank lines for writing practice.

Color the number word.

sixteen

Show the number on the ten frame.



Color 16 circles.

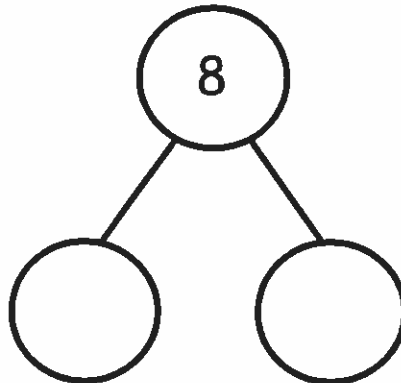
16 circles arranged in four rows of four.

Latoya Reed 2013



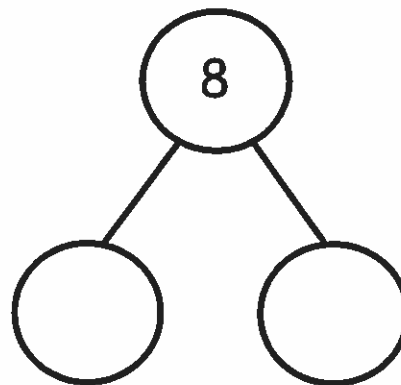
Draw 8 dots. Put an X on 1 dot.

$$\square - \square = \square$$



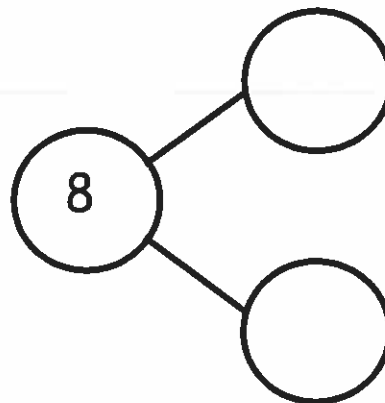
Draw 8 dots in a 5-group. Put an X on 7 dots.

$$\square - \square = \square$$



Draw 8 dots in a 5-group. Put an X on some dots.

$$\square - \square = \square$$








Read each word. Then, circle the word that matches the picture.

1




**pin**  
pot  
net

2



log  
lap  
tin

3



sun  
big  
bus

4



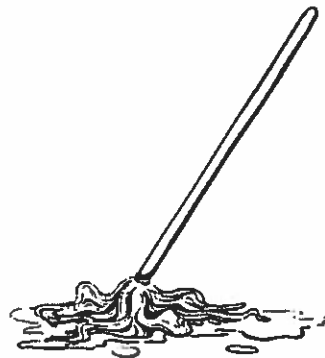
bug  
bat  
tag

5




ten  
nut  
nod

6




mop  
mat  
bog

7



hen  
dog  
hat

8



sun  
sad  
bed

★ Read the words you circled to a partner.



Name: \_\_\_\_\_

Date: \_\_\_\_\_

Day 8

UNIT  
3

WEEKS 5-6

## Fundations® Make Words Activity

Write a word from your list here.

Have your child find and place letters  
here. Then tap and read the word.

--	--	--

--	--	--

--	--	--

--	--	--

--	--	--

--	--	--

--	--	--

--	--	--





Name: \_\_\_\_\_

## Weekly Literacy Connection

Read the sentence. Circle the best answer and write it on the line.

1. In Great Britain, children often eat \_\_\_\_\_ with ice cream on top.

**candy      gelatin**

Circle the word that shows where the celebration takes place.

2.



Philippines

France



England

Mexico

Use the words to complete the sentences.

**in      are**

3. People celebrate \_\_\_\_\_ different ways.

4. Birthdays \_\_\_\_\_ celebrations.

Write the answer on the line.

5. Many families  
celebrate holidays  
during the

\_\_\_\_\_  
\_\_\_\_\_  
\_\_\_\_\_



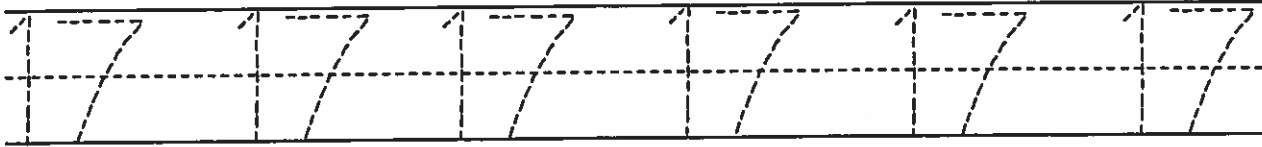
Name \_\_\_\_\_

Date Day 9

# Numbers Practice



Trace and write the number.



Blank lines for writing practice, consisting of a solid top line, a dashed middle line, and a solid bottom line.


Color the number word.

# seventeen

Show the number on the ten frame.



Color 17 circles.



Latoya Reed 2013



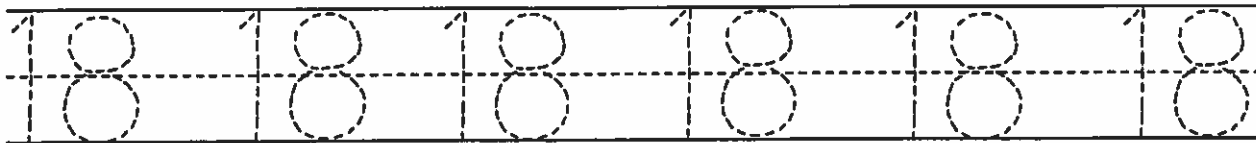
Name \_\_\_\_\_

Date Day 9

# Numbers Practice



Trace and write the number.



Blank lines for writing practice.


Color the number word.

# eighteen

Show the number on the ten frame.



Color 18 circles.



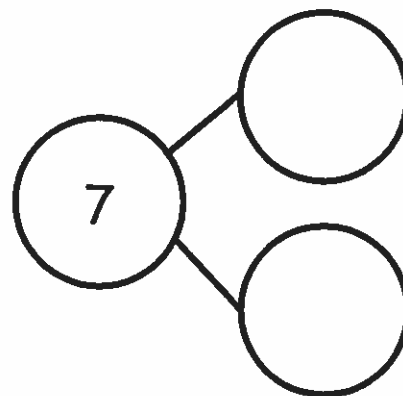
Latoya Reed 2013



Name \_\_\_\_\_

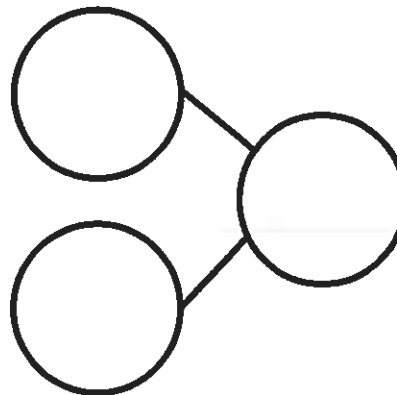
Date \_\_\_\_\_

Jack found 7 balls while cleaning the toy bin. He found 6 basketballs and 1 baseball. Fill in the number sentence and the number bond.



$$7 = \boxed{\phantom{00}} + \boxed{\phantom{00}}$$

Jack found 7 mitts and 2 bats. He found 9 things. Fill in the number sentence and the number bond.



$$\boxed{\phantom{00}} + \boxed{\phantom{00}} = \boxed{\phantom{00}}$$












Listen to each sentence and make a picture in your mind. Circle the picture that matches the sentence. Then, use the pictures to retell the whole story.




1 A scuba diver plunges into the sea from a boat.



2 The scuba diver takes out her small camera.



3 She takes a photo of a speckled sea turtle swimming.



★ Talk to a partner about what might happen next in the story.



Name: \_\_\_\_\_

Date: \_\_\_\_\_

Day 9

UNIT  
**3**

WEEKS 5-6

## Fundations® Make Words Activity

Write a word from your list here.

Have your child find and place letters here. Then tap and read the word.

--	--	--

--	--	--

--	--	--

--	--	--

--	--	--

--	--	--

--	--	--

--	--	--



# Winter Holidays

## Glossary

**Diwali** – A Hindu holiday; also called Festival of Lights

**Hanukkah** – A Jewish holiday; also called Festival of lights

**holiday** – a special day that honors a person or an event

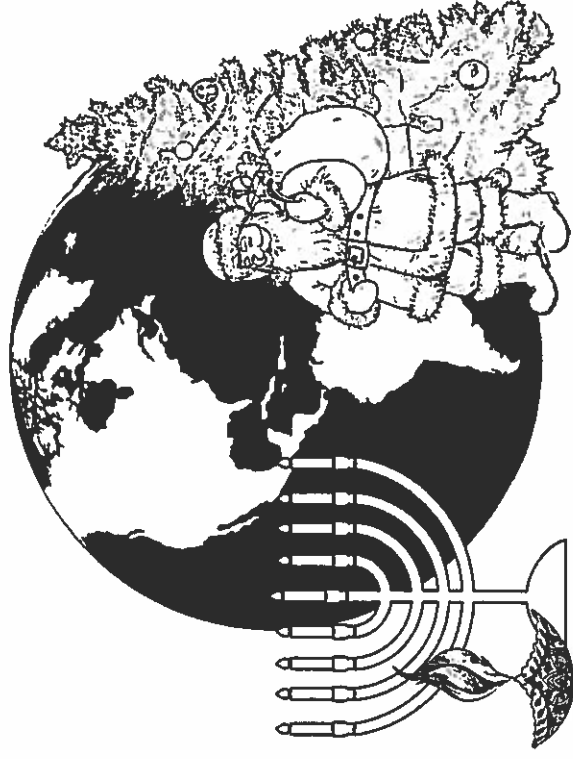
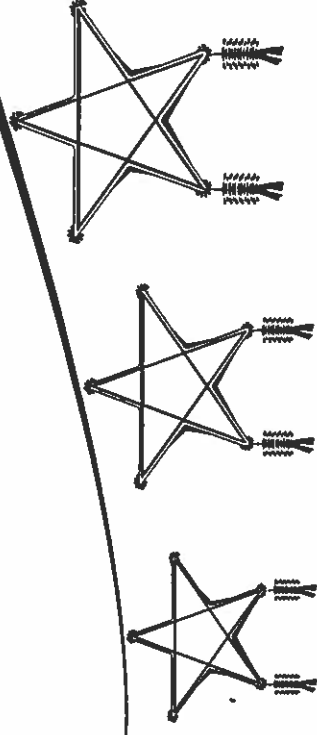
## Activities

1. Draw a line under **Christmas** on Pages 2, 5 and 6. How many times do you see it?
2. Look at Page 7. Write the name of your favorite winter holiday on the line. Draw a picture of the holiday.
3. Tell a friend or your teacher why the holiday you wrote on Page 7 is your favorite.



**This Book Belongs to \_\_\_\_\_**

# Winter Holidays



[www.studiesweekly.com/online](http://www.studiesweekly.com/online)

On Level: Kindergarten 0.9






## Diwali lights.



4

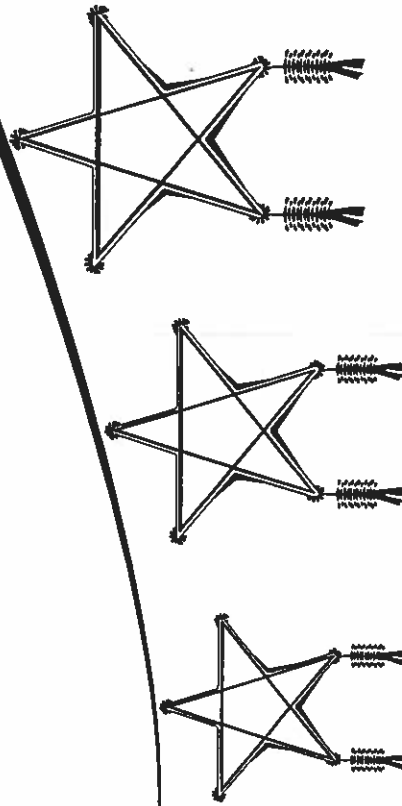
## Father Christmas.



5



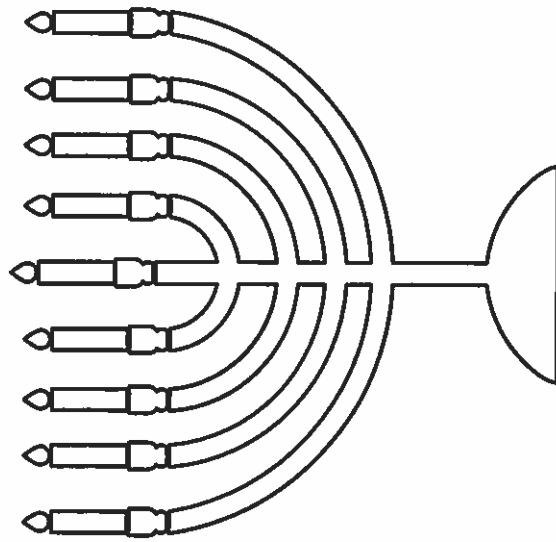
## Christmas stars.



PHILIPPINES

6

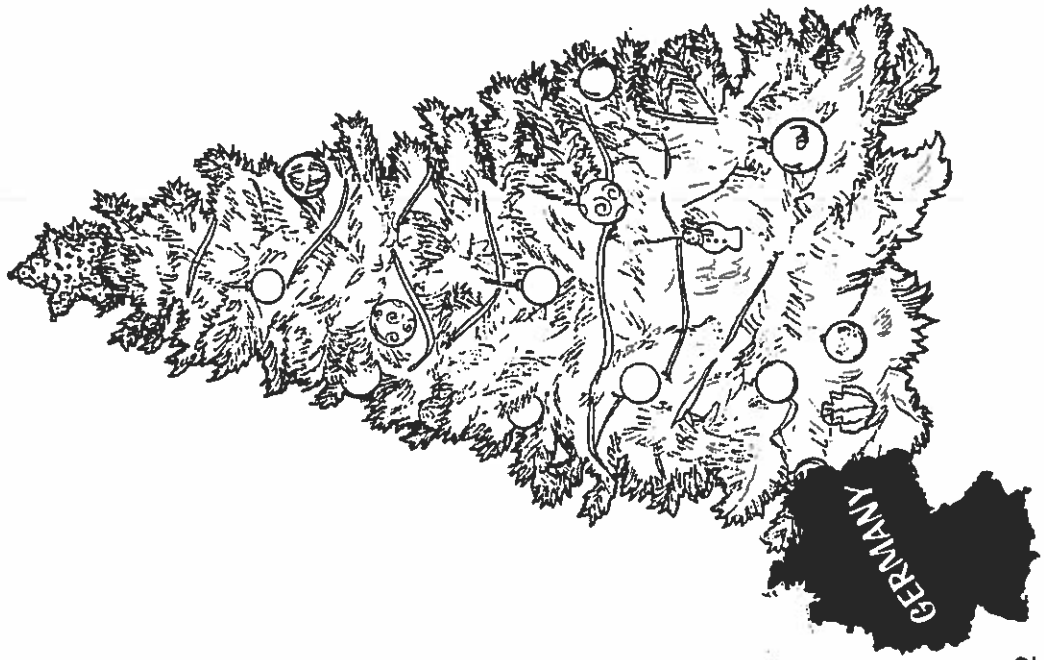
## Hanukkah lights.




3



**Christmas tree.**



**I like \_\_\_\_ best!**





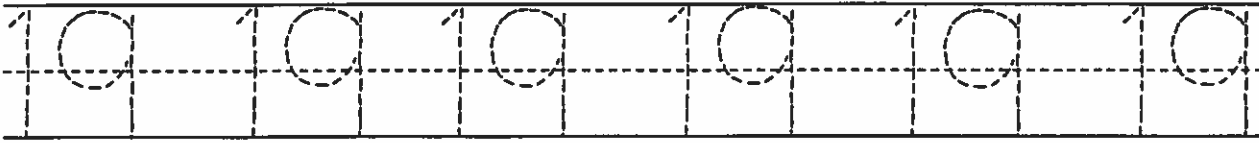
Name \_\_\_\_\_

Date Day 10

# Numbers Practice



Trace and write the number.




Color the number word.

# nineteen

Show the number on the ten frame.



Color 19 circles.



Latoya Reed 2013





Name \_\_\_\_\_

Date Day 10

# Numbers Practice



Trace and write the number.

20 20 20 20 20


Color the number word.

twenty

Show the number on the ten frame.



Color 20 circles.



Latoya Reed 2013



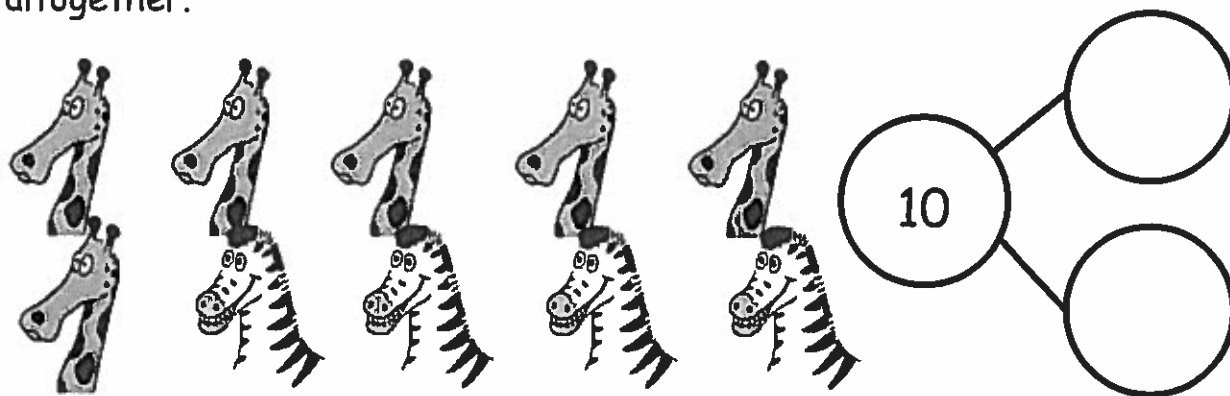
May 10

Name \_\_\_\_\_

Date \_\_\_\_\_

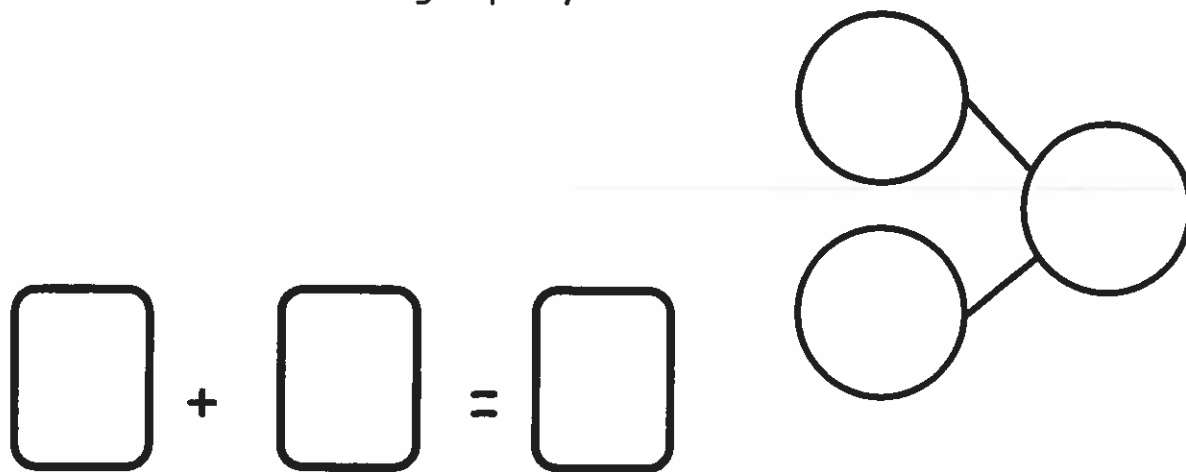
Fill in the number bonds, and complete the number sentences.

Scott went to the zoo. He saw 6 giraffes and 4 zebras. He saw 10 animals altogether.



$$10 = \square + \square$$



Susan saw 10 animals at the zoo. She saw 5 lions and 5 elephants. Draw the animals in the 5-group way.






Listen to each sentence and make a picture in your mind. Circle the picture that matches the sentence. Then, use the pictures to retell the whole story.


- 1 A pirate wearing a long coat and boots is holding an old map.



- 2 A large bird swoops down and snatches the map.



- 3 The pirate chases the large bird back to its nest.



★ Talk to a partner about what might happen next in the story.



Name: \_\_\_\_\_

Date: \_\_\_\_\_

Day 10



WEEKS 5-6

## Fundations® Make Words Activity

Write a word from your list here.

Have your child find and place letters here. Then tap and read the word.

--	--	--

--	--	--

--	--	--

--	--	--

--	--	--

--	--	--

--	--	--

--	--	--





Name: \_\_\_\_\_

**What happens on this holiday? Write your answer on the line.**

---

1.



Father Christmas fills the shoes with

---

---

---

**Fill in the circle next to the best answer.**

---

2. People around the world  
celebrate special days in  
the same way.

☐ (A) yes

☐ (B) no

3. Children in Brazil eat  
candy shaped like \_\_\_\_\_ on  
their birthday.

☐ (A) fruits

☐ (B) vegetables

**Write your answer on the line.**

---

4. What do families  
in the Philippines  
do at Christmas?

---

---

---




Name: \_\_\_\_\_

Class Code: \_\_\_\_\_




**1. Color the squares with the Primary Colors.**


- The primary colors are colors that cannot be made by mixing others together.



Red



Yellow



Blue

**Piet Mondrian (1872-1944)**  
Dutch Artist

Mondrian developed an Abstract painting style that involved straight lines and colored rectangles. He called this type of painting "The Style".

**2. Look at Mondrian's art. Can you try and draw a copy of it in the empty box?**


*Composition with Large Red Plane, Yellow, Black, Gray, and Blue, 1921*



**You Try**



**3. Design your own artwork inspired by Mondrian's style in the box below.**






Name: \_\_\_\_\_

**Piet Mondrian Flower**

Date: \_\_\_\_\_

**Directions:** Use Primary Colors (Red, Yellow and Blue) to color the flower below in the style of Mondrian's ABSTRACT style. Remember to leave some of the rectangles white. When you are finishing you can carefully cut the flower out and glue it to a background that you create!





# Musical Masterpiece

Created by: \_\_\_\_\_

Name of Song: \_\_\_\_\_

Name of Artist: \_\_\_\_\_







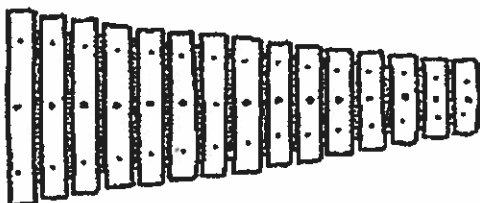


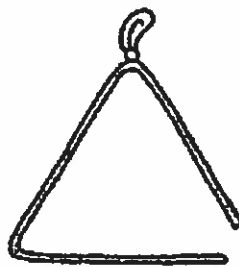


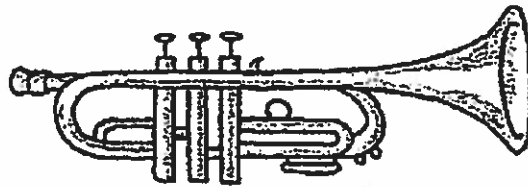

# Hear the beat

## Observations

You can make sounds when you beat, shake, or scrape things. You can make sounds when you pluck strings or use a bow. Blowing through a hole can also make a sound.

## Science activity

Draw a circle around each instrument that makes a sound when you beat it.



## Science exploration

Blow over the neck of a bottle. What happens? Pour a small amount of water in the bottle and blow again. Add more water and repeat. Does the sound change? Explain.





# String Instruments


Trace the name of each string instrument.



cello




banjo



guitar



harp

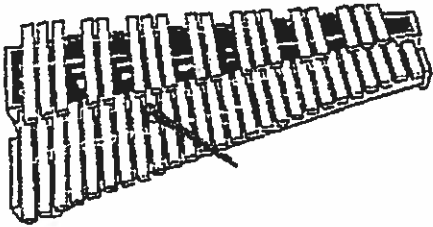


violin




# Percussion Instruments

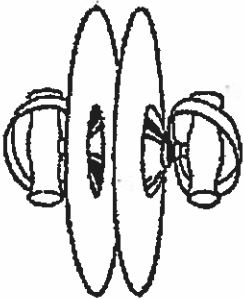
Trace the name of each percussion instrument.



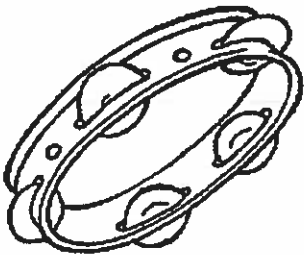
xylophone



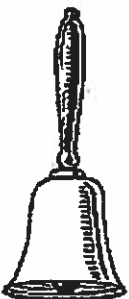
drum



cymbals



tambourine



bell



# Sounds of music

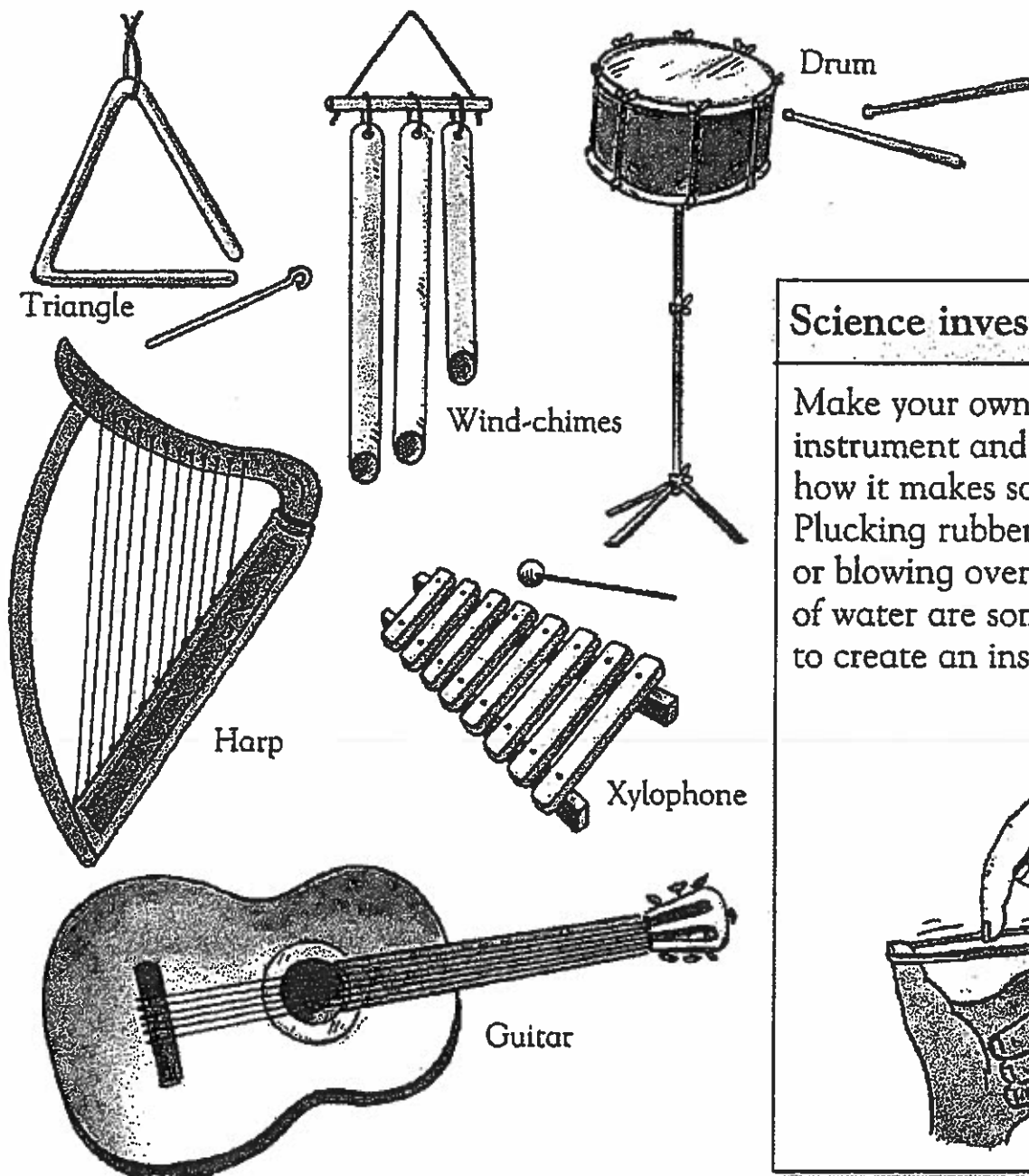


## Background knowledge

*Sound* is made when objects vibrate. We say that an object vibrates when it moves back and forth quickly. All musical instruments have parts that vibrate to make sound. Instruments such as the guitar have strings that vibrate when played, while wind instruments such as the flute have a column of air that vibrates when you blow into them. Some instruments have special parts that vibrate when struck with an object or hand.

## Science activity

Place an X on the part of the instrument that vibrates to create a musical sound.



## Science investigation

Make your own musical instrument and explain how it makes sound. Plucking rubber bands or blowing over glasses of water are some ways to create an instrument.

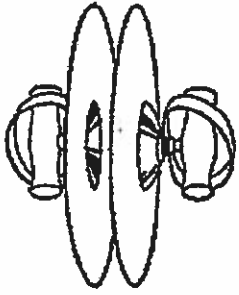







# Percussion Instruments


Draw a line from each instrument to its name.



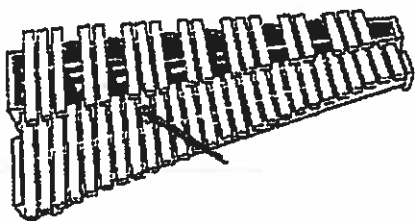
drum




xylophone



cymbals



triangle



tambourine

